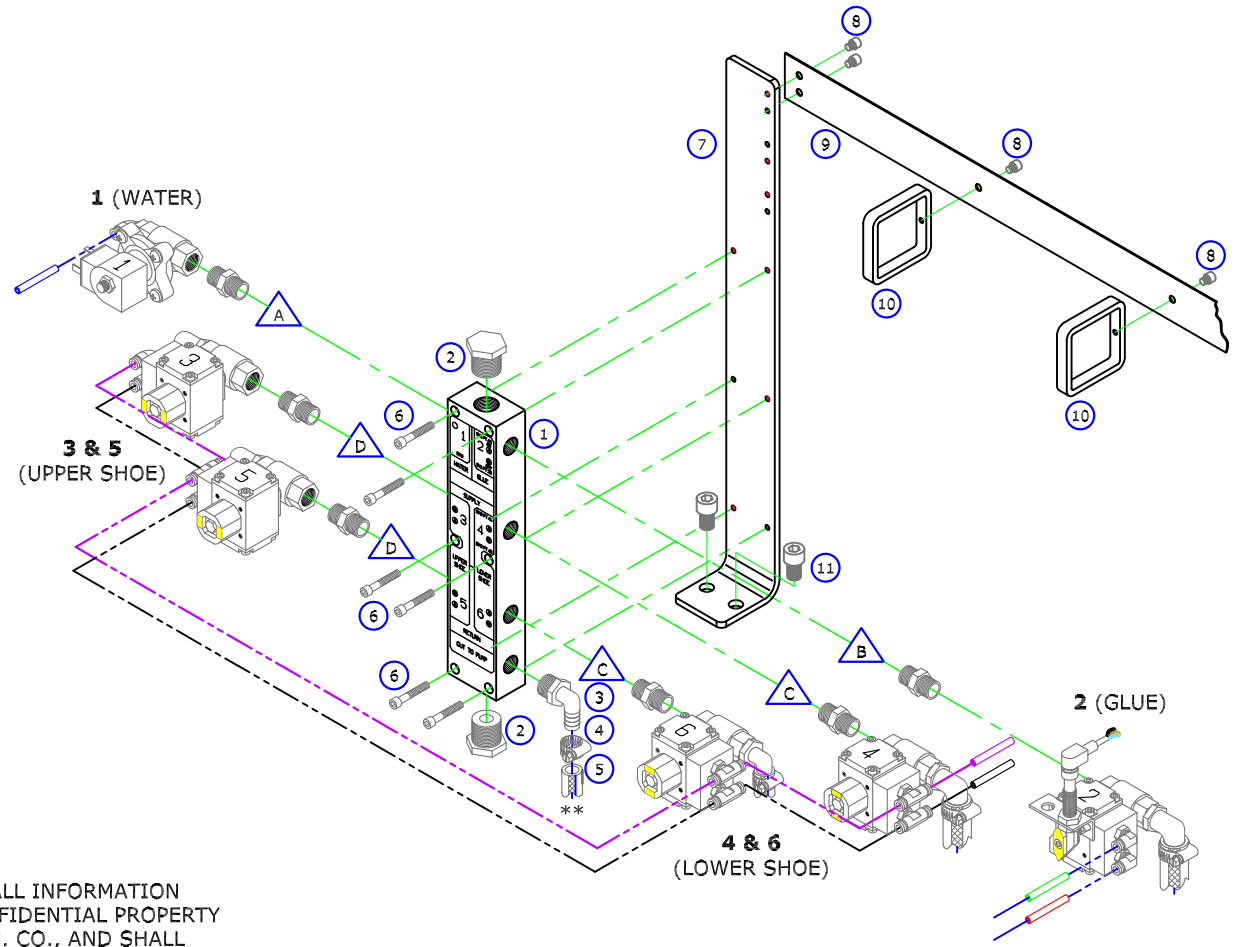
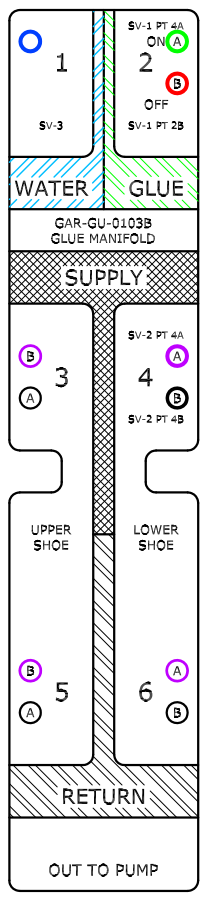


- A** SEE FIG. GA-06A SKINNER VALVE ASSEMBLY
- B** SEE FIG. GA-06B GLUE VALVE w/SENSOR ASSEMBLY
- C** SEE FIG. GA-06C UPPER SHOE CONTROL
- D** SEE FIG. GA-06D LOWER SHOE CONTROL



FIG. GA-06 GLUE MANIFOLD



ITEM	QTY	DESCRIPTION
1	1	GAR-GU-2037 MANIFOLD BLOCK
2	2	46885K213 3/4" MALE PLUG
3	1	EL1212P 1/2" MP X 1/2" 90° BARBED HOSE FITTING
4	1	5011T11 #6 HOSE CLAMP
5	1	H28508-300R 1/2" REINFORCED HOSE
6	6	1/4-20 X 1-1/2" SOCKET-HEAD BOLT
7	1	GAR-GU2-2037R MANIFOLD MOUNT
8	9	1/4-20 X 1/4" BUTTON-HEAD CAP SCREW
9	1	GAR-GU-1012 HOSE & CABLE SUPPORT (Shortened in this view)
10	5	GAR-GU-1016 HOSE & CABLE RETAINER
11	1	1/2-13 X 3/4" SOCKET-HEAD BOLT

**OPERATIONAL FUNCTIONS**  
 A=OPEN (ON), B=CLOSED (OFF)

WHEN 1 (WATER) IS OPEN (ON),  
 2 (GLUE) IS CLOSED (OFF).

WHEN 2 (GLUE) IS OPEN (ON),  
 1 (WATER) IS CLOSED (OFF).

WHEN 3 & 5 (UPPER SHOE) ARE OPEN (ON),  
 4 & 6 (LOWER SHOE) ARE CLOSED (OFF).

WHEN 4 & 6 (LOWER SHOE) ARE OPEN (ON),  
 3 & 5 (UPPER SHOE) ARE CLOSED (OFF).

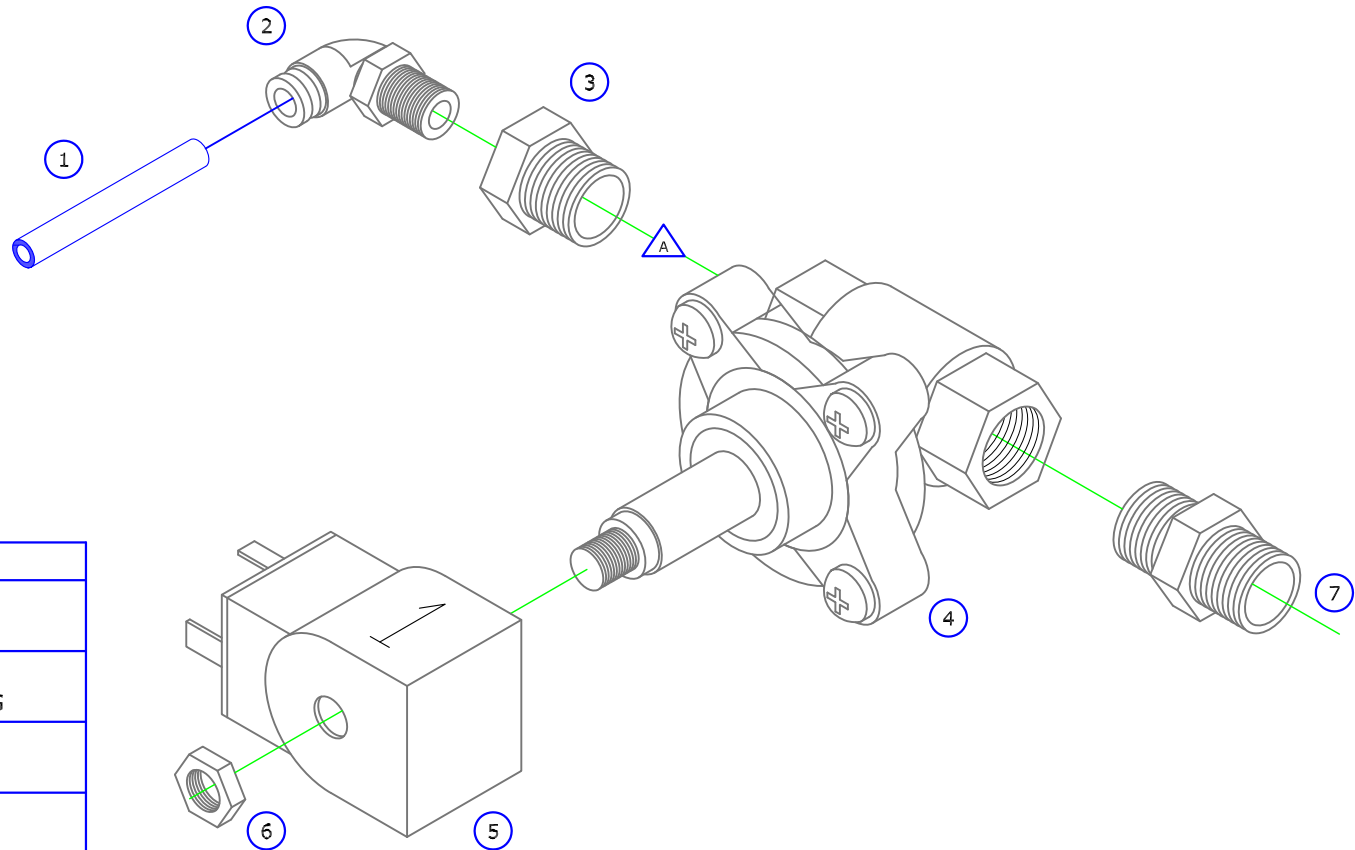
THIS DRAWING AND ALL INFORMATION THEREON IS THE CONFIDENTIAL PROPERTY OF THE GARTECH MFG. CO., AND SHALL NOT BE COPIED, PUBLICLY DISCLOSED, OR USED FOR REPROCUREMENT WITHOUT PRIOR WRITTEN AUTHORIZATION AND SHALL BE RETURNED UPON DEMAND.

\*\* CONNECTS TO 3-WAY DIVERTER VALVE ON GAR-GU2-0100 PUMP ASS'Y.

**A** THIS IS PORT **SV-3** AS DETAILED  
 IN SCHEMATICS.  
 IT CONTROLS (COLD) **WATER** ONLY.



FIG. GA-06A SKINNER VALVE FOR MANIFOLD WATER



ITEM	QTY	DESCRIPTION
①	1	1B-151-07 1/4" TUBING -- BLUE (MANIFOLD WATER)
②	1	12447-04-28 1/4"M-1/4"T SWIVELING 90° PUSH-FITTING
③	1	50785K65 1/4"F - 1/2"M ADAPTER
④	1	72218BN4UN00N0N0 SKINNER VALVE
⑤	1	D1D1P3 120VAC COIL
⑥	1	SOLD w/ITEM No. 5 3/8" HEX NUT
⑦	1	5485K24 1/2" HEX NIPPLE (mates with GAR-GU-2037 Manifold)

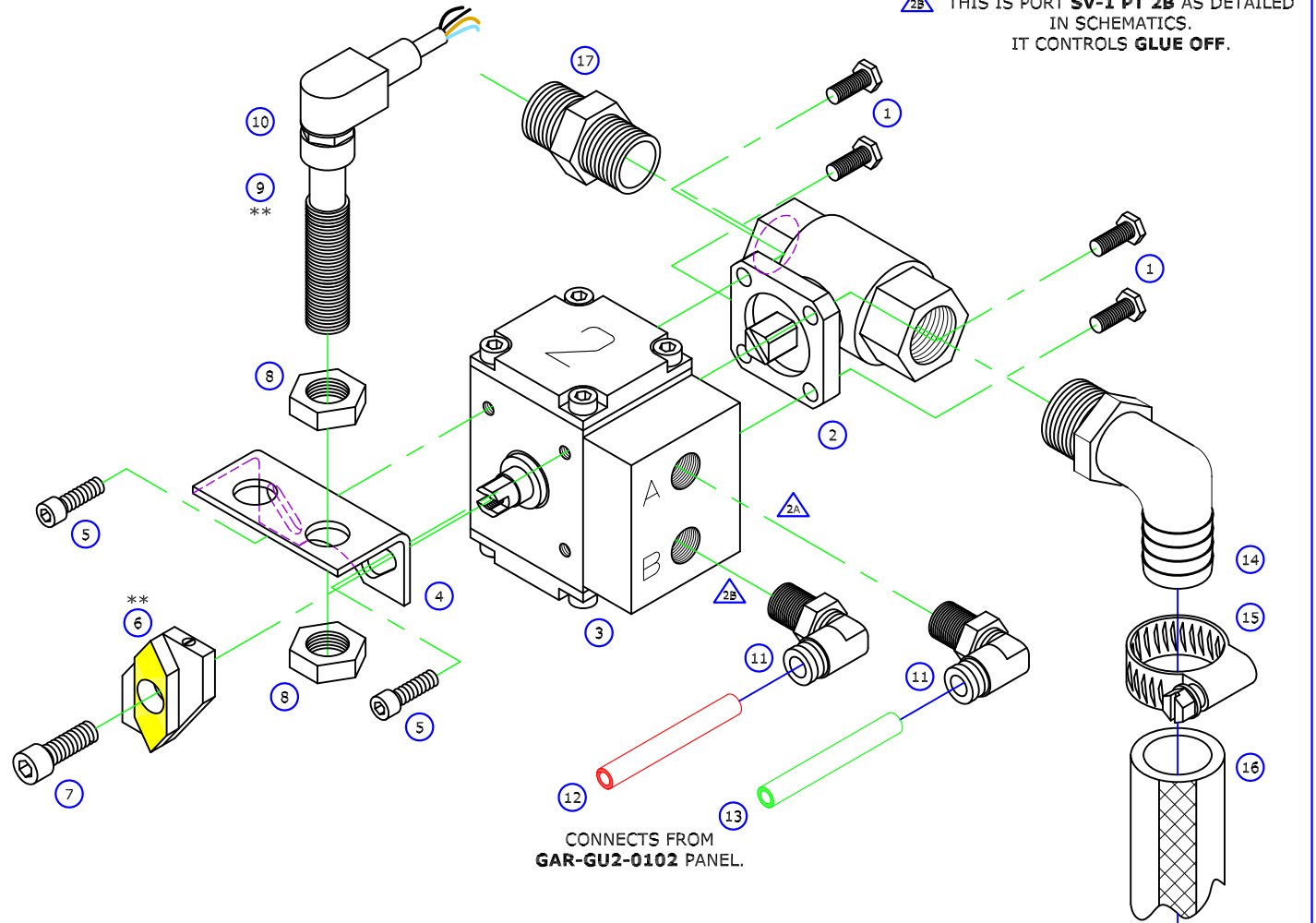
THIS DRAWING AND ALL INFORMATION THEREON IS THE CONFIDENTIAL PROPERTY OF THE GARTECH MFG. CO., AND SHALL NOT BE COPIED, PUBLICLY DISCLOSED, OR USED FOR REPROCUREMENT WITHOUT PRIOR WRITTEN AUTHORIZATION AND SHALL BE RETURNED UPON DEMAND.

ITEM	QTY	DESCRIPTION
①	4	#10-32 X 1/2" S.S. HEX BOLT
②	1	C101NX 1/2" BALL VALVE
③	1	08D PNEUMATIC ACTUATOR
④	1	KBF85008 KIT (ITEMS 4-7) SENSOR MOUNTING BRACKET
⑤	2	#10-32 X 5/8" S.S. SOCKET-HEAD BOLT
⑥	1	SOLD w/ITEM No. 4-7 PROXIMITY TARGET   INDICATOR
⑦	1	PART No. SOCKET-HEAD BOLT
⑧	2	SOLD w/ITEM No. 9 12mm HEX NUT
⑨	1	VM1-A0-1H INDUCTIVE PROXIMITY SENSOR
⑩	1	CD12M-OB-070-C1 4-WIRE SENSOR CABLE
⑪	2	12447-04-28 1/4"M-1/4"T SWIVELING 90° PUSH-FITTING
⑫	1	1B-151-05 1/4" TUBING--RED (GLUE OFF)
⑬	1	1B-151-06 1/4" TUBING--GREEN (GLUE ON)
⑭	1	EL1234P 1/2"MP X 3/4" 90° BARBED HOSE FITTING
⑮	1	5415K33 #10 HOSE CLAMP
⑯	1	H28512-300R 3/4" REINFORCED HOSE
⑰	1	5485K24 1/2" HEX NIPPLE (mates with GAR-GU-2037 Manifold)

THIS DRAWING AND ALL INFORMATION THEREON IS THE CONFIDENTIAL PROPERTY OF THE GARTECH MFG. CO., AND SHALL NOT BE COPIED, PUBLICLY DISCLOSED, OR USED FOR REPROCUREMENT WITHOUT PRIOR WRITTEN AUTHORIZATION AND SHALL BE RETURNED UPON DEMAND.



FIG. GA-06B GLUE SUPPLY VALVE w/SENSOR



CONNECTS FROM  
GAR-GU2-0102 PANEL.

CONNECTS FROM  
GAR-GU2-0104 RESERVOIR.

**\*\* NOTE: \*\***  
GAP BETWEEN SENSOR & TARGET  
SHOULD NOT EXCEED 2mm (.078").  
IF GREATER, GLUE & WASH CYCLES  
WILL NOT RESPOND OR CHANGE.

REORDER No.: **C101NX-08D-UA**  
INCLUDES ITEMS No. 1-10 ONLY.

**AOV-2 BALL VALVE**  
**CONTROLS GLUE SUPPLY.**

▲ **2A** THIS IS PORT **SV-1 PT 4A** AS DETAILED  
IN SCHEMATICS.  
IT CONTROLS **GLUE ON**.

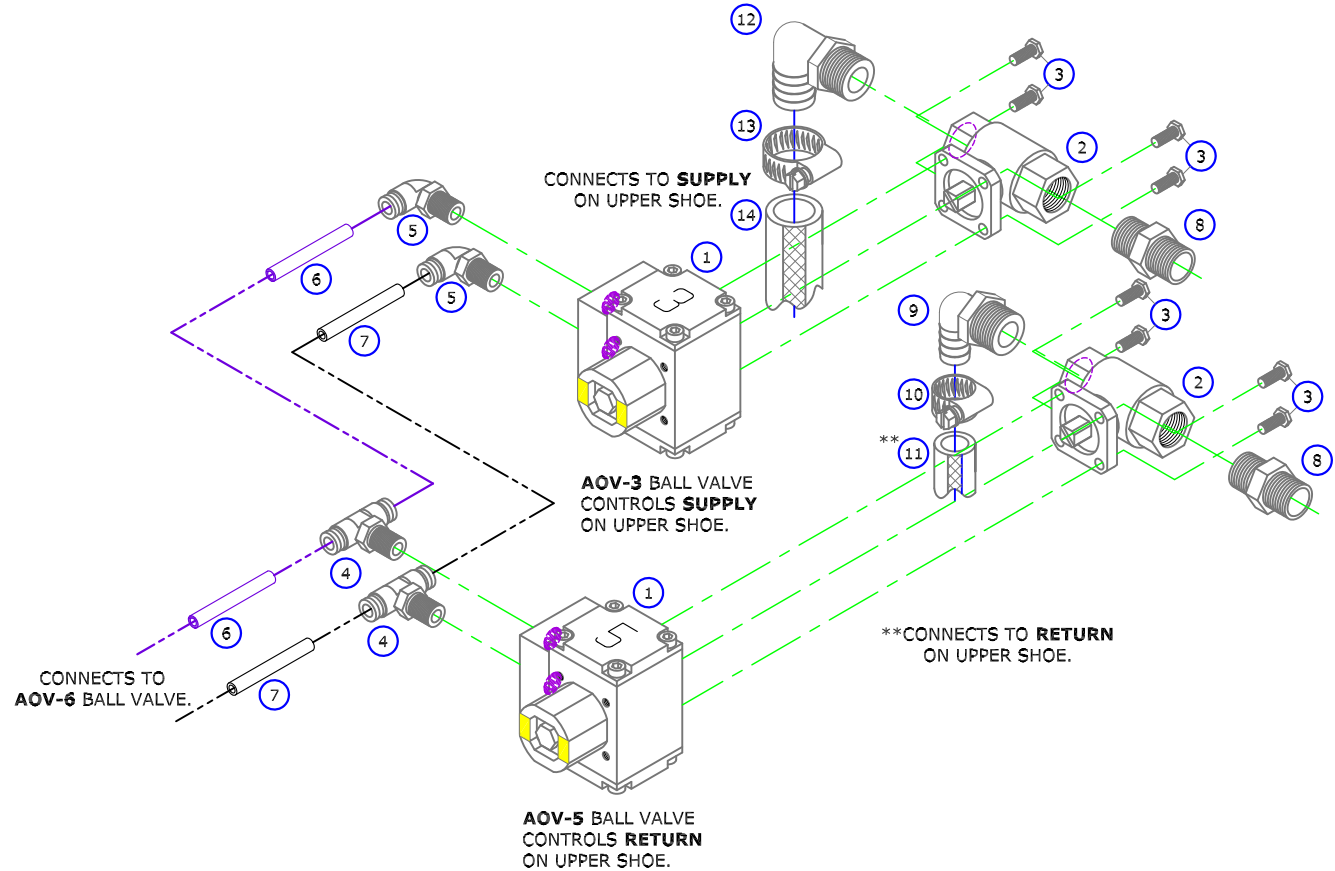
▲ **2B** THIS IS PORT **SV-1 PT 2B** AS DETAILED  
IN SCHEMATICS.  
IT CONTROLS **GLUE OFF**.

ITEM	QTY	DESCRIPTION
①	1	C101NX PNEUMATIC ACTUATOR (1 PER ASS'Y)
②	1	08D 1/2" BALL VALVE (1 PER ASS'Y)
③	4	#10-32 X 1/2" S.S. HEX BOLT (4 PER 1 ASS'Y)
④	1	12467-04-28 1/4"T-1/4"M SWIVELING "T" PUSH-FITTING
⑤	1	12447-04-28 1/4"M-1/4"T 90° PUSH-FITTING
⑥	1	1B-151-11 1/4" TUBING--WHITE (UPPER SHOE)
⑦	1	1B-151-12 1/4" TUBING--PURPLE (LOWER SHOE)
⑧	1	5484K24 1/2" HEX NIPPLE (mates with GAR-GU-2037 Manifold)
⑨	1	EL1212P 1/2" MP X 1/2" 90° BARBED HOSE FITTING
⑩	1	5011T11 #6 HOSE CLAMP
⑪	1	H28508-300R 1/2" REINFORCED HOSE
⑫	1	#10 HOSE CLAMP 5415K33
⑬	1	EL1234P 1/2" MP X 3/4" 90° BARBED HOSE FITTING
⑭	1	H28512-300R 3/4" REINFORCED HOSE



FIG. GA-06C UPPER SHOE CONTROL

REORDER No.: **C101NX-08D**  
INCLUDES ITEMS No. 1-3 ONLY.



THIS DRAWING AND ALL INFORMATION  
THEREON IS THE CONFIDENTIAL PROPERTY  
OF THE GARTECH MFG. CO., AND SHALL  
NOT BE COPIED, PUBLICLY DISCLOSED,  
OR USED FOR REPROCUREMENT WITHOUT  
PRIOR WRITTEN AUTHORIZATION AND SHALL  
BE RETURNED UPON DEMAND.

ITEM	QTY	DESCRIPTION
①	2	C101NX PNEUMATIC ACTUATOR (1 PER ASS'Y)
②	2	08D 1/2" BALL VALVE (1 PER ASS'Y)
③	8	#10-32 X 1/2" S.S. HEX BOLT (4 PER 1 ASS'Y)
④	4	12467-04-28 1/4"T-1/4"M SWIVELING "T" PUSH-FITTING
⑤	1	1B-151-11 1/4" TUBING--WHITE (UPPER SHOE)
⑥	1	1B-151-12 1/4" TUBING--PURPLE (LOWER SHOE)
⑦	2	5484K24 1/2" HEX NIPPLE (mates with GAR-GU-2037 Manifold)
⑧	1	EL1212P 1/2" MP X 1/2" 90° BARBED HOSE FITTING
⑨	1	5011T11 #6 HOSE CLAMP
⑩	1	H28508-300R 1/2" REINFORCED HOSE
⑪	1	EL1234P 1/2" MP X 3/4" 90° BARBED HOSE FITTING
⑫	1	5415K33 #10 HOSE CLAMP
⑬	1	H28512-300R 3/4" REINFORCED HOSE

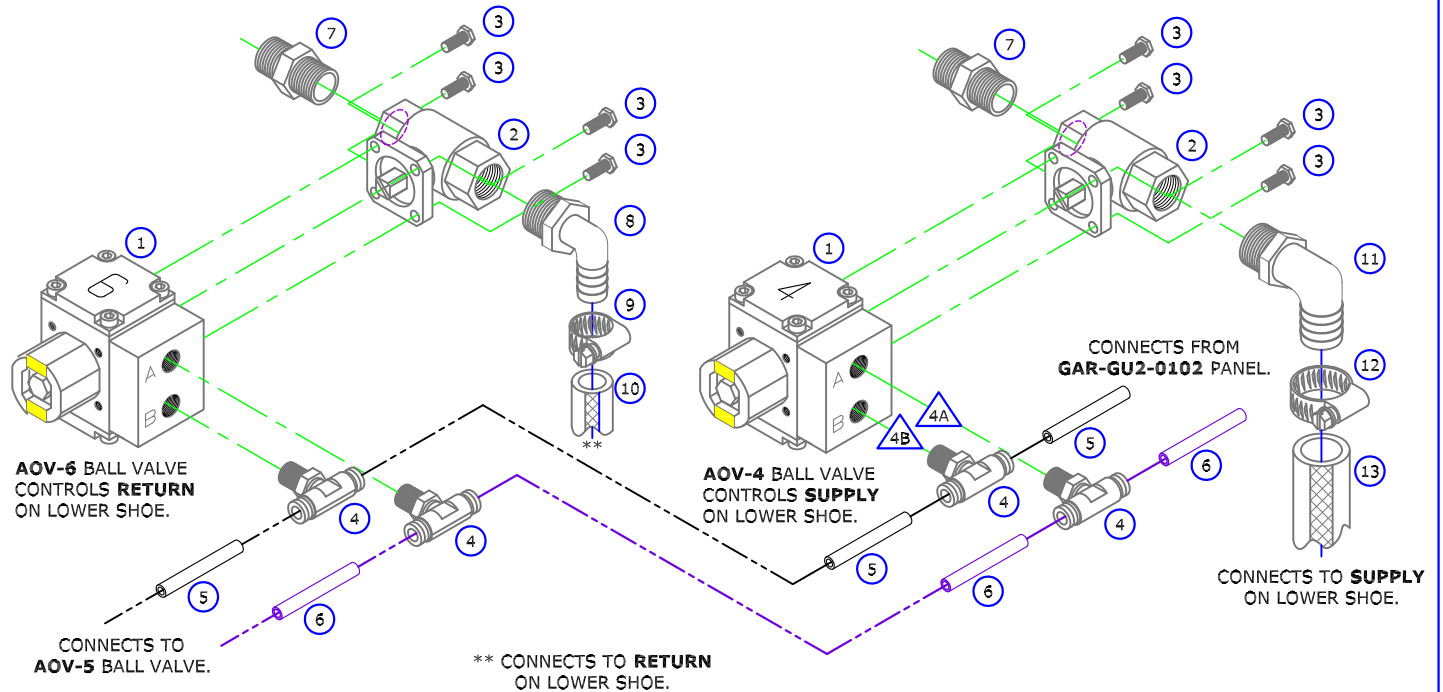


FIG. GA-06D LOWER SHOE CONTROL

REORDER No.: **C101NX-08D**  
INCLUDES ITEMS No. 1-3 ONLY.

▲**4A** THIS IS PORT **SV-2 PT 4A** AS DETAILED  
IN SCHEMATICS.  
IT CONTROLS **LOWER SHOE** ACTIVITY.

▲**4B** THIS IS PORT **SV-2 PT 4B** AS DETAILED  
IN SCHEMATICS.  
IT CONTROLS **UPPER SHOE** ACTIVITY.



THIS DRAWING AND ALL INFORMATION  
THEREON IS THE CONFIDENTIAL PROPERTY  
OF THE GARTECH MFG. CO., AND SHALL  
NOT BE COPIED, PUBLICLY DISCLOSED,  
OR USED FOR REPROCUREMENT WITHOUT  
PRIOR WRITTEN AUTHORIZATION AND SHALL  
BE RETURNED UPON DEMAND.